

PdfPrinter

version: 1.00

Release date: 4 Novemberber 2002

copyright (c) 2001-2002 mBrain Software. All rights reserved.

Email: [info@mBrainSoftware.com](mailto:info@mBrainSoftware.com)

WWW: <http://www.mBrainSoftware.com/>

Pdfprinter uses the zlib compression library (<http://www.zlib.org/zlib/>) written by Jean-loup Gailly and Mark Adler.

## What is PdfPrinter?

PdfPrinter is program to create PDF files. It is a printer driver, so if a program can print, you can create a PDF file with it.

## Distributions

There are two distributions of PdfPrinter, this one for Psion and compatibles, and a separate one for the Nokia 9200 Series Communicator.

There is currently no distribution of PdfPrinter that works on the Nokia 7650 or the upcoming SonyEricsson P800.

## Compatibility

PdfPrinter for Psion and compatibles is known to work on the Psion Series 5mx, the f5mx Pro, the the Ericsson MC 218, the Psion Revo and Revo Plus, the Series 7 and the Netbook, it should work too on the Psion netPad and the Diamond Mako.

I would appreciate it if you tell me if PdfPrinter works (or not) on one of these devices.

PdfPrinter for Psion and compatibles does **NOT** work on the Psion Series 5, the Oregon Scientific Osaris and the Geofox.

## Installation

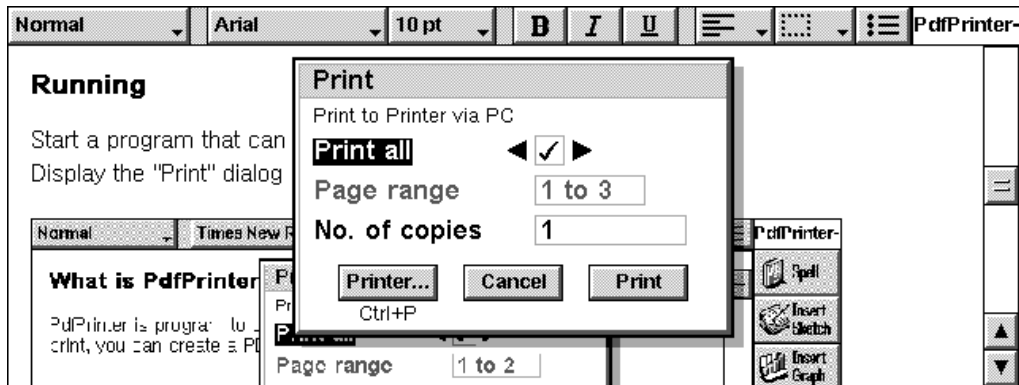
Install the PdfPrinter.sis file in the usual way. Check your manual if you are unsure how to install a program on your PDA.

The file PdfPrinter-Readme.pdf is a quick-start guide to using PdfPrinter. Copy it to your PDA and run it by tapping twice on it.

## Running

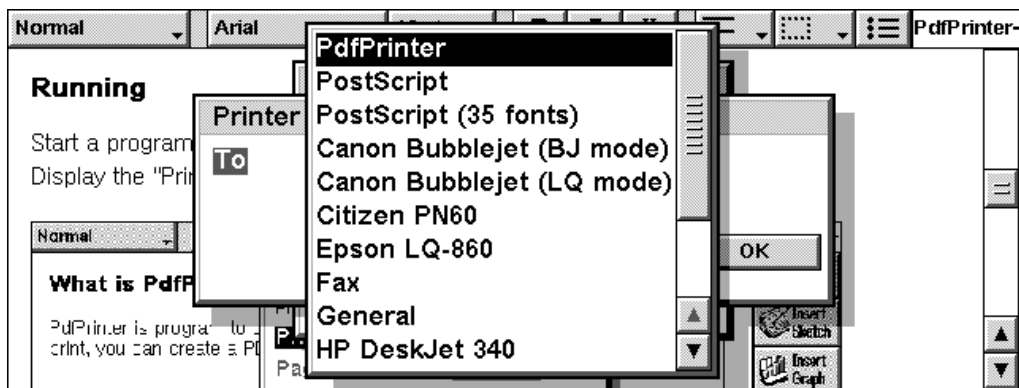
Start a program that can print, such as Word.

Display the "Print" dialog using Ctrl+P



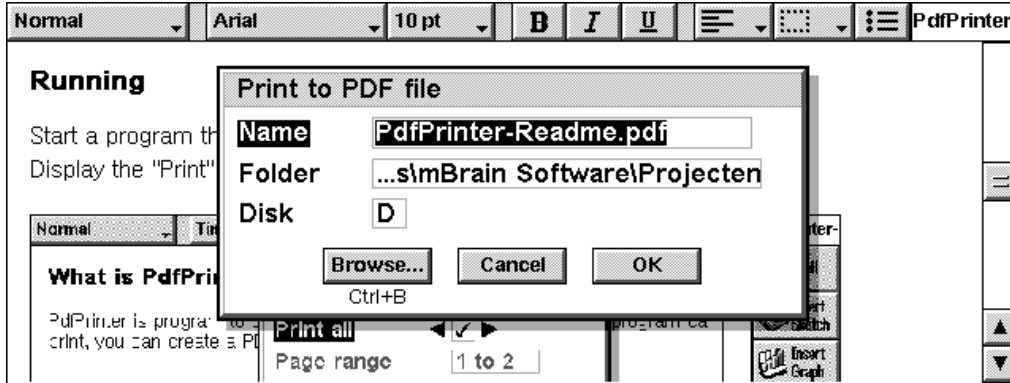
Display the "Printer setup" dialog by pressing the "Printer..." button.

Select the printer driver "PdfPrinter" and press "OK"



Press the "Print" button to start printing.

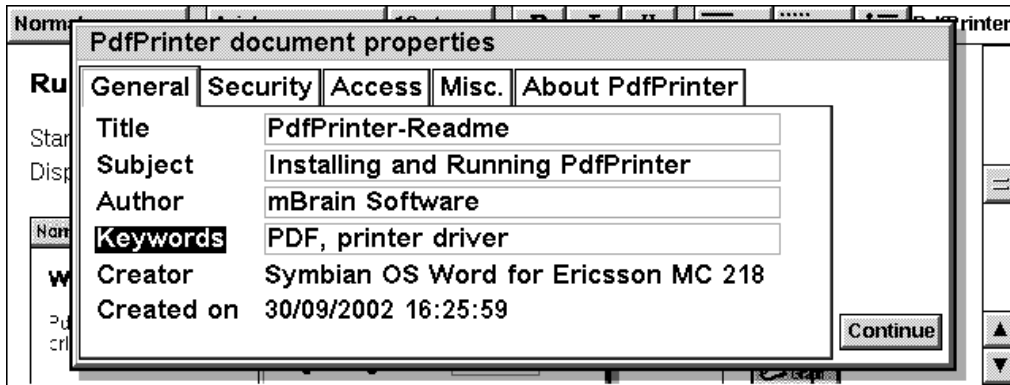
The "Print to PDF file" dialog that comes up next allows you to choose a filename for the PDF file. This name is derived from the name of the source file. You can choose another name if you want, store the file in a different folder, etc. Press "OK" to accept the file.



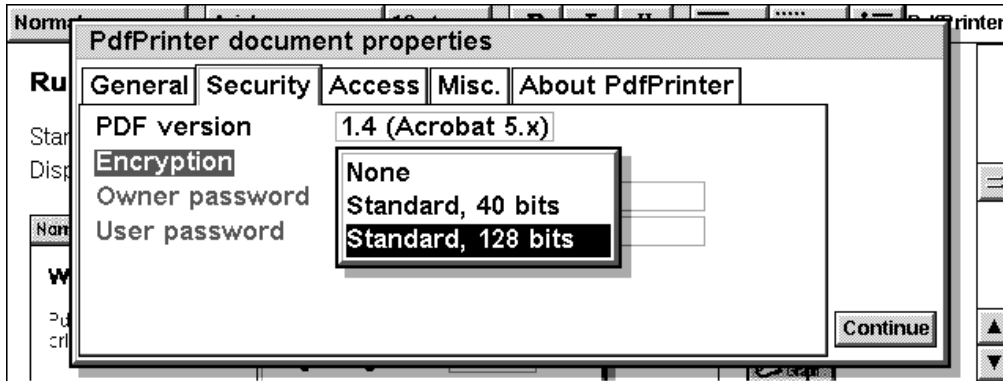
If the output PDF file already exists, you can choose a different name, or accept overwriting the existing file.

In the "PdfPrinter document properties" dialog you can enter a number of properties of the file, such as the title, the subject, the author and keywords. PdfPrinter tries to derive the title of the document from the filename, you can change this if you wish.

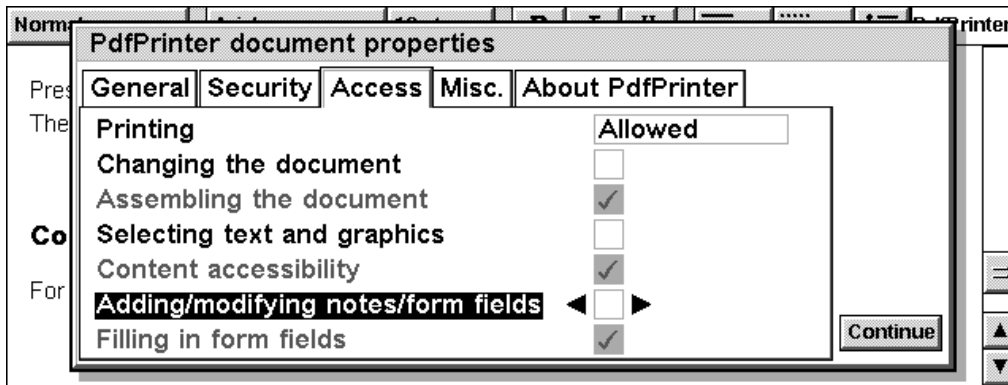
You can view these properties using PDF file viewers such as Acrobat Reader and Pdf+.



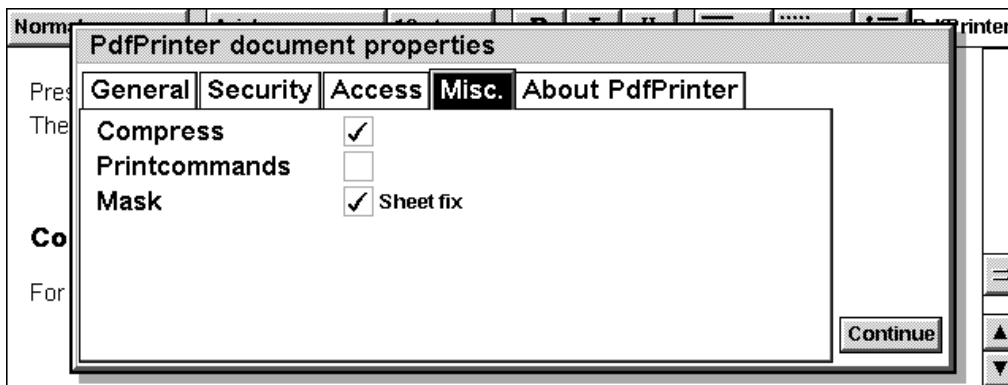
It is also possible to set other properties such as encryption strength, passwords,



and access rights (in the example only printing is allowed).



The Misc tab gives access to a number of special cases.



Tick **Compress** to compress the file. Untick it when you want to look inside a PDF file.

Note: Images are always compressed.

Tick **Printcommands** to add the printer commands as comments to the file. This option is mainly useful for debugging.

Untick **Mask** to enable the *Sheet fix*. Sheet sometimes draws outside the clipping rectangle, the area of

the paper a program is allowed to print. If you don't see images or line drawings in a PDF file that should be there try unticking this option.

Press "Continue" to actually create the file.

The "Print progress" dialog is shown while the PDF file is created.

## Installing the wins version

In the file PdfPrinter-v5-wins.zip is a version of PdfPrinter that runs on the emulator. Installation is not as straightforward as on the device itself, because .sis files do not work properly on the emulator (.dlls must be put **outside** the emulated filesystem).

You need to copy the files to the target folders according to the table below. <x>: denotes the driver where your ER5 SDK has been stored.

You can do copy the files using WinZip by choosing the 'WinZip Classic' interface and dragging the files to their proper place.

Use the 'deb' folder for the debug-emulator.

| File name      | target folder                                   |
|----------------|---|
| PdfWriter.dll  | <x>:\Epoc32\Release\wins\rel\                   |
| zlib.dll       | <x>:\Epoc32\Release\wins\rel\                   |
| PdfPrinter.mbr | <x>:\Epoc32\Release\wins\rel\                   |
| PdfPrinter.r02 | <x>:\Epoc32\Release\wins\rel\z\system\data\     |
| PdfPrinter.r03 | <x>:\Epoc32\Release\wins\rel\z\system\data\     |
| PdfPrinter.r18 | <x>:\Epoc32\Release\wins\rel\z\system\data\     |
| PdfPrinter.rsc | <x>:\Epoc32\Release\wins\rel\z\system\data\     |
| PdfPrinter.pdl | <x>:\Epoc32\Release\wins\rel\z\system\printers\ |
| PdfPrinter.pdr | <x>:\Epoc32\Release\wins\rel\z\system\printers  |

## Contacting mBrain Software

For any question about PdfPrinter, please email [info@mBrainSoftware.com](mailto:info@mBrainSoftware.com)