

PdfPrinter

version: 1.00

Release date: 4 November 2002

copyright (c) 2001-2002 mBrain Software. All rights reserved.

Email: info@mBrainSoftware.com

WWW: <http://www.mBrainSoftware.com/>

PdfPrinter uses the zlib compression library (<http://www.zlib.org/zlib/>) written by Jean-loup Gailly and Mark Adler.

What is PdfPrinter?

PdfPrinter is a program to create PDF files. It is a printer driver, so if a program can print, you can create a PDF file with it.

Distribution

There are two distributions of PdfPrinter, this one for the Nokia 9200 Series Communicator, and a separate one for Psion and compatibles.

There is currently no distribution of PdfPrinter that works on the Nokia 7650 or the upcoming SonyEricsson P800.

Compatibility

PdfPrinter for the Nokia 9200 Series Communicator is known to work on the Nokia 9210. It should work too on the Nokia 9210i, the 9210c and the 9290. I would appreciate it if you tell me if PdfPrinter works (or not) on one of these devices.

Installation

Install the PdfPrinter.sis file in the usual way. Check your manual if you are unsure how to install a program on your Communicator.

The file PdfPrinter-Readme.pdf is a quick-start guide to using PdfPrinter. Copy it to your Communicator and run it by tapping twice on it.

Running

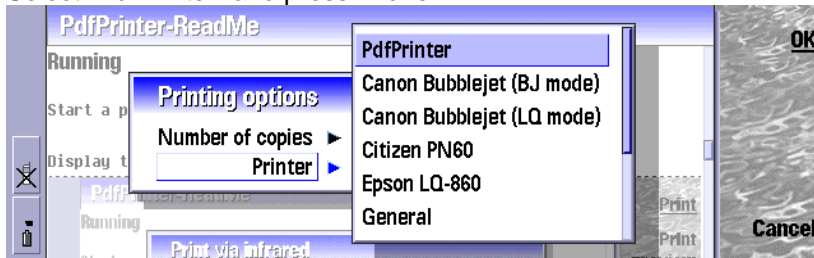
Start a program that can print, such as Word Processor.

Display the "Print via infrared" dialog using Ctrl+P



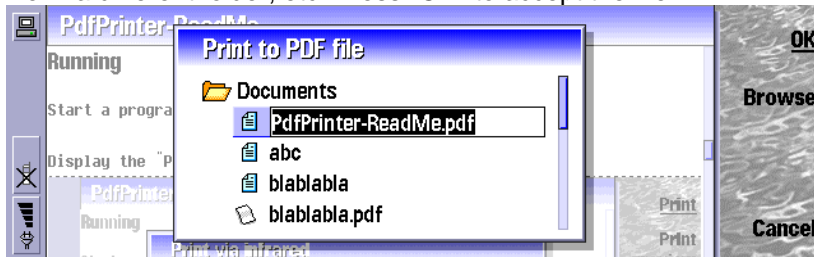
Display the "Printing options" dialog by pressing the "Options" button.

Select "PdfPrinter" and press "Done"



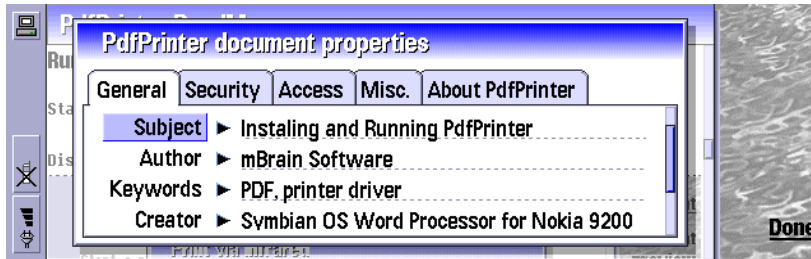
Press the "Print" button to start printing.

The "Print to PDF file" dialog that comes up next allows you to choose a filename for the PDF file. This name is derived from the name of the source file. You can choose another name if you want, store the file in a different folder, etc. Press "OK" to accept the file.

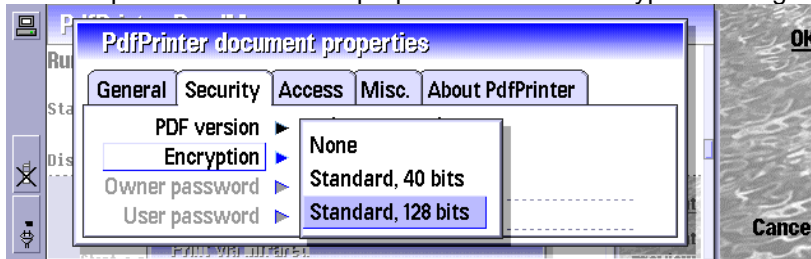


If the output PDF file already exists, you can choose a different name, or accept overwriting the existing file.

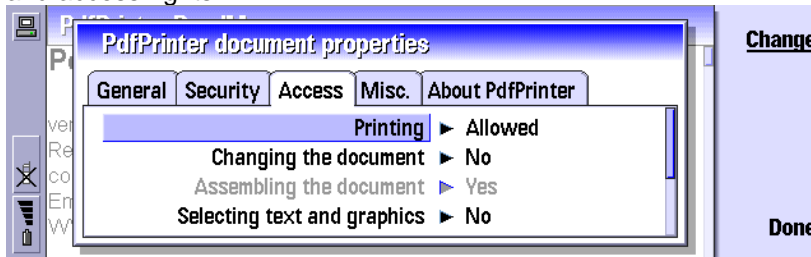
In the "PdfPrinter document properties" dialog you can enter a number of properties of the file, such as the title, the subject, the author and keywords. PdfPrinter tries to derive the title of the document from the filename, you can change this if you wish. You can view these properties using PDF file viewers such as Acrobat Reader and Pdf+.



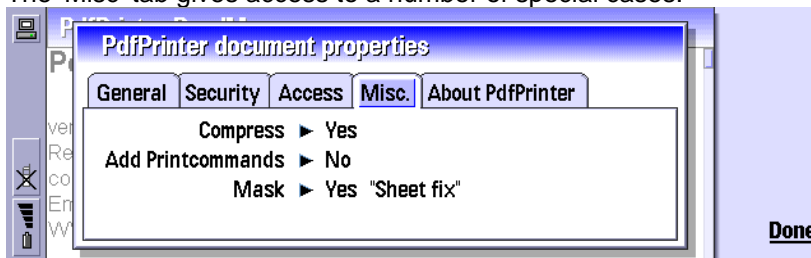
It is also possible to set other properties such as encryption strength, passwords,



and access rights.



The 'Misc' tab gives access to a number of special cases.



Tick **Compress** to compress the file. Untick it when you want to look inside a PDF file.

Note: Images are always compressed.

Tick **Printcommands** to add the printer commands as comments to the file. This option is mainly useful for debugging.

Untick **Mask** to enable the *Sheet fix*. Sheet sometimes draws outside the clipping rectangle. the area of the paper where a program is allowed to print. If you don't see images or graphs in a PDF file that should be there try unchecking this option.

Press "Done" to actually create the file.

The "Printing the document..." dialog is shown while the PDF file is created.

Installing the wins version

In the file PdfPrinter-v6-wins.zip is a version of PdfPrinter that runs on the emulator. Installation is not as straightforward as on the device itself, because .sis files do not work properly on the emulator (.dlls must be put **outside** the emulated filesystem).

You need to copy the files to the target folders according to the table below. ... denotes the folder where your Nokia 9200 SDK has been stored. You can do copy the files using WinZip by choosing the 'WinZip Classic' interface and dragging the files to their proper place. Use the 'udeb' folder for the debug-emulator.

File name	target folder
PdfWriter.dll	...\Epoc32\Release\wins\urel\
zlib.dll	...\Epoc32\Release\wins\urel\
PdfPrinter.mbm	...\Epoc32\Release\wins\urel\
PdfPrinter.r02	...\Epoc32\Release\wins\urel\z\system\data\
PdfPrinter.r03	...\Epoc32\Release\wins\urel\z\system\data\
PdfPrinter.r18	...\Epoc32\Release\wins\urel\z\system\data\
PdfPrinter.rsc	...\Epoc32\Release\wins\urel\z\system\data\
PdfPrinter.pdl	...\Epoc32\Release\wins\urel\z\system\printers\
PdfPrinter.pdr	...\Epoc32\Release\wins\urel\z\system\printers\

Contacting mBrain Software

For any question about PdfPrinter, please email info@mBrainSoftware.com